



**CAMBRIDGE**  
English

**Cambridge**

English Qualifications

**Digital**

# Information for candidates and parents

Pre A1 Starters Digital  
A1 Movers Digital



Bringing digital adventure to young learner exams

# What's in this booklet?



Why choose Cambridge English Qualifications Digital for young learners? >



About the tests >



Preparing >



Test day >



After the test >



Next steps >



# Why choose Cambridge English Qualifications Digital for young learners?



The Pre A1 Starters Digital and the A1 Movers Digital tests are designed to make testing similar to learning, and to give children a chance to use their English in fun and meaningful ways. The tests are colourful and activity-based, which helps to motivate children to learn and improve all four language skills – reading, writing, listening and speaking.

The tests are designed to give confidence and to reward what children can do in English – nobody fails. All children will receive a certificate and results are available quickly. They show candidates' performance in each skill, strengths and areas for improvement.



## How do I register for the test?

Your child's school or local Cambridge English exam centre can give you all the information you need about registering your child, including entry costs and dates.



Use our website to **find an exam centre near you.**

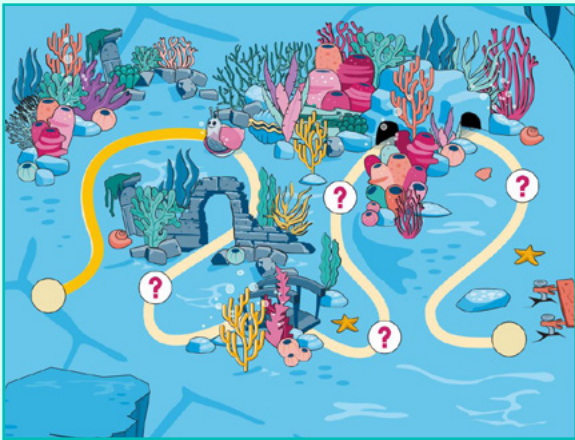
Information for candidates and parents



# About the tests

In both the Pre A1 Starters Digital and the A1 Movers Digital tests, learners will explore a world where they can use their English. Each stop along the way will have a new task to complete.

The Pre A1 Starters Digital map is on a turtle island.



The A1 Movers Digital map is on a dinosaur island.



## Avatar and rewards

Children explore these worlds using an avatar, which they can personalise by choosing different clothing, hairstyles and skin tones.



After finishing each task, learners can choose an accessory to add to their avatar.





There are three components to the test:

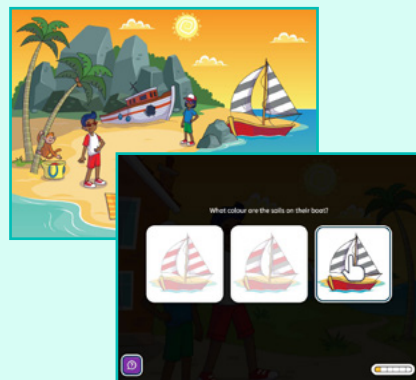
- Listening
- Reading and Writing
- Speaking

Here are some examples of the activities your child will do in the tests.

### Listening

Listening activities are designed to show how well children can understand simple English words and grammar.

In this task from A1 Movers Digital, children listen to a short story and choose the correct picture to show they have understood.



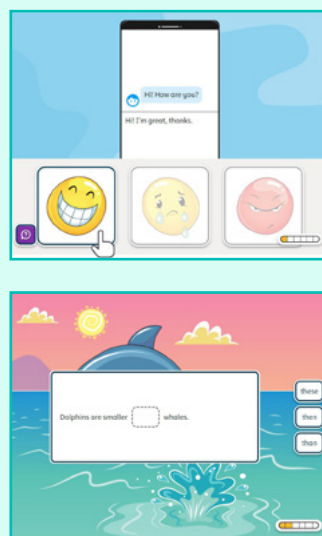
### Reading and Writing

In the Reading tasks, children show they can read and understand simple texts in English.

In this example from Pre A1 Starters Digital, learners read a digital chat and show they understand by choosing the correct picture, emoji, or sticker.

In this example from A1 Movers Digital, children read a short factual text and choose a word to complete the sentences.

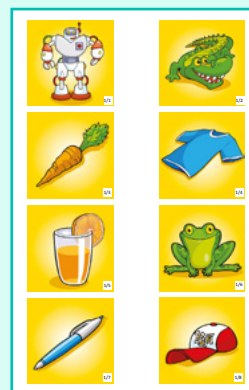
In the Writing tasks, colourful pictures make the activities fun and easy to understand.



### Speaking

The Speaking component is exactly the same as in the paper based test. Speaking tasks are fun and use colourful pictures. In this activity, children answer simple questions about pictures, like "What's this?" or "What colour is it?"

Speaking examiners are specially trained to support and encourage your child to show what they can say in English.





### What's the difference between the digital and the paper-based tests?

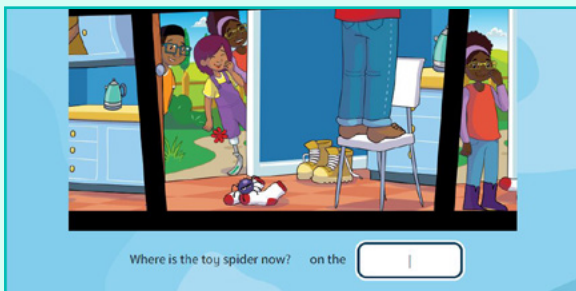
The levels of the tests are the same and the final certificate is the same, but the digital tests are set in fun fantasy worlds and have some new task types in the Reading & Writing and Listening components. The Speaking component is exactly the same in both the old and new tests.

## Progression across the levels

As your child learns more English, they can continue to the next level. Each level adds a little more challenge and helps children to show that they can understand and communicate in English better than before.

Look at these examples of activities from the Reading and Writing component at each level.

### Pre A1 Starters Digital Part 5 Writing Task



Children look at six comic book pictures which tell a story. They **type one-word answers** to questions about the pictures.

### A1 Movers Digital Part 6 Writing task



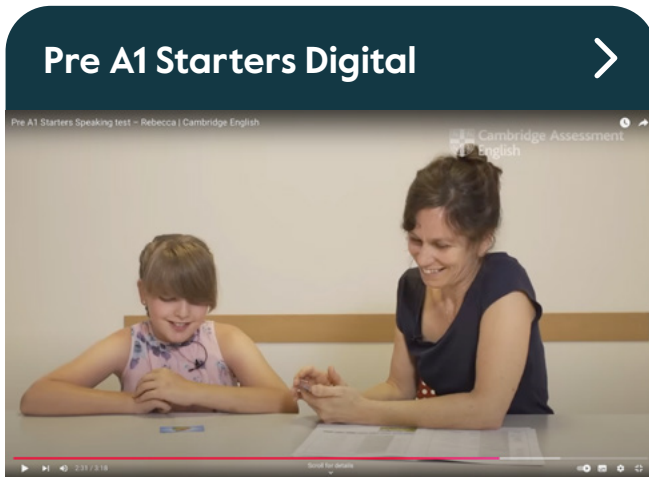
Children read a short comic book story. For each question in the task, they use **one to three words to complete a sentence, type a short sentence or answer a question** about a picture.

The examples show how each test becomes more challenging from one level to the next and helps children to show their developing skills.

You can see [sample tests for Pre A1 Starters Digital and A1 Movers Digital](#) on the Cambridge website.

## Speaking test videos


Watch our Speaking test videos with your child so they can see how friendly the examiners are and so they know what to expect.



# Preparing

Your child's teacher will make sure that they are prepared and ready to do their best in their English test.

Here are some free games and activities that help children practise English at home in a fun and motivating way. Children can play and learn by themselves – or you can play together as a family!



## Play English Adventures with Cambridge

Help your child to practise their English language skills in a fun, interactive way with our Minecraft world.

## Play Kahoot! games

Kahoots are fun, interactive games to help learners practise their English and build their language skills.



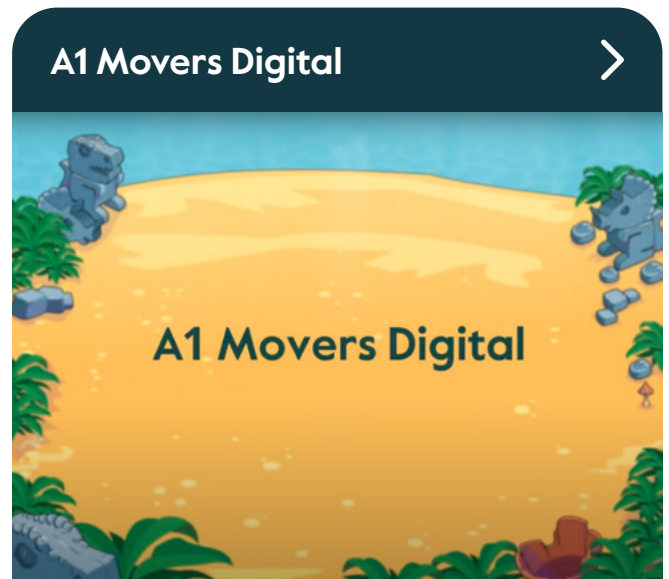
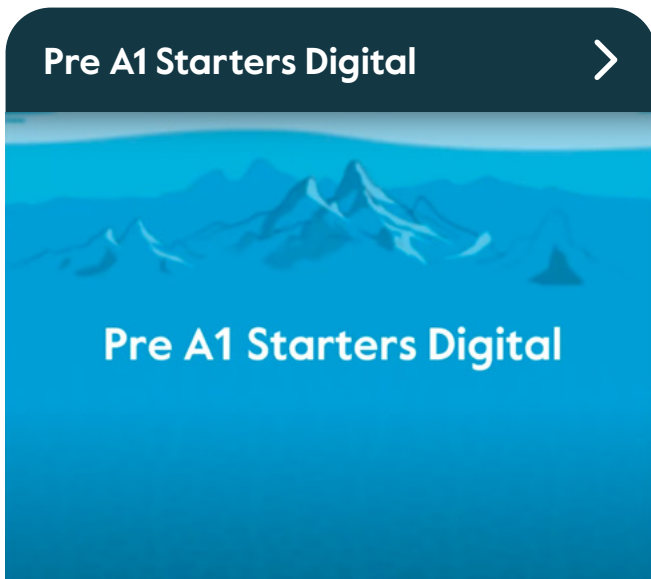
## 30 days of English activities

Download 30 fun and motivating activities that your child can do at home.



## Walkthrough videos


Watch these videos with your child to see how the test works and what they have to do in each part.



## Practice activities

Encourage your child to do some practice activities, to help them develop their digital skills and to familiarise them with the tasks in the tests.

Click on 'Get access' and follow the instructions to get your code. You will be taken to a checkout page but will not be charged. The total amount will say "0".



**Cambridge English Qualifications Digital for young learners Pre A1 Starters Practice...**

Digital Content

**FREE** [Get access](#)



**Cambridge English Qualifications Digital for young learners A1 Movers Practice Activities**

Digital Content

**FREE** [Get access](#)

Check out the [Information for Parents & Children](#) on our website and get more tips and activities to help your child learn English.

# Test day

On the day of the test, your child will probably be excited. Remember that the test is designed to reward what your child can do in English and to be enjoyable – nobody fails. You can support your child by making sure they understand the information below.



**What if I don't understand the examiner or the recording?**

The examiner will repeat and show you what to do in the Speaking component. In the Listening component, you will hear each recording twice. **You can choose when to hear the audio the second time.**




**Can I ask questions if I don't understand?**

In the Reading and Writing component, raise your hand and someone will help you. In the Speaking part, you can ask the examiner. You must not ask questions during the Listening component but you can click on the 'question mark' button to see the instructions again.



**What if I don't know the answer to a question in the Reading and Writing component?**

Don't worry! Just try and write something. This is better than writing nothing at all. There is **no negative marking.**



**What if my computer has a problem during the test?**

Don't panic! Someone from the exam centre will help you with technical problems.





What can I do to support my child on test day?

Keep calm on the morning of the test. Prepare a healthy breakfast as usual!

Tell your child how excited and proud you are of them.

Remind your child that the digital test is an exciting adventure for them to work through and enjoy.

Tell your child that the test has the same types of questions as the practice activities which they do with their teacher, so there will be no surprises.



# After the test

Well done! The hard work is done. The first thing you will receive is an online **Statement of Results** for your child. This is personalised to each child and includes:

- information about what they can do well in English
- information about what they can improve
- ideas on how to improve



Shields

Strengths

Things to work on

How to improve

The Statement of Results shows a separate score for each part of the test: Speaking, Listening, and Reading and Writing.

This helps you to see your child's abilities in different skills and to identify areas to improve. There are also practical suggestions to help your child to keep learning and developing their English skills.

Download a sample Statement of Results for **Pre A1 Starters Digital** and **A1 Movers Digital** from the Cambridge website.

Your child will also receive a **Cambridge English certificate** in the post.

Remember: **nobody fails** the Pre A1 Starters Digital or A1 Movers Digital tests. All children receive a certificate which shows how many shields they received in each skill (Speaking, Listening, Reading and Writing). The maximum score is five shields for each skill.



## When will my child's certificate arrive?

Cambridge English certificates are sent by post. Contact your child's school or the exam centre to find out when the certificate will arrive.



If a child has achieved four or five shields in each skill, they are ready to start preparing for the next Cambridge English exam.

## Next steps



Cambridge English Qualifications support children in developing their English skills at every stage. Pre A1 Starters Digital and A1 Movers Digital are the first steps. Children can then move on to A2 Flyers (paper-based), or A2 Key for Schools (digital or paper-based).



You can learn more about **all levels of Cambridge English Qualifications** on our website.



# Where your world grows

We believe that English can unlock a lifetime of experiences and, together with teachers and our partners, we help people to learn and confidently prove their skills to the world.

[cambridge.org/english](https://cambridge.org/english)

